

CROSSLAKE FIRE DEPARTMENT 2022 ANNUAL REPORT



Table of Contents

<i>CFD COVER ANNUAL REPORT.....</i>	<i>1</i>
<i>TABLE OF CONTENTS</i>	<i>2</i>
<i>CROSSLAKE FIRE DEPARTMENT</i>	<i>3</i>
<i>MESSAGE FROM THE FIRE CHIEF</i>	<i>4</i>
<i>CFD ORGANIZATIONAL CHART</i>	<i>5</i>
<i>CFD MEMBERSHIP.....</i>	<i>6</i>
<i>CFD TOTAL CALLS</i>	<i>7</i>
<i>CFD TOTAL CALLS – CONTRACTED COVERAGE AREAS</i>	<i>8</i>
<i>INCIDENTS BY MONTH</i>	<i>9</i>
<i>INCIDENTS 2014 – 2022</i>	<i>10</i>
<i>EMERGENCY MANAGEMENT</i>	<i>11</i>
<i>DEPARTMENT TRAINING</i>	<i>12</i>
<i>TRAINING PHOTOS – CAMP RIPLEY</i>	<i>13</i>
<i>DEPARTMENT TRAINING PHOTOS</i>	<i>14</i>
<i>COMMUNITY OUTREACH CAMP KNUTSON PHOTOS</i>	<i>15</i>
<i>COMMUNITY OUTREACH ANNUAL PIG ROAST PHOTOS</i>	<i>16</i>
<i>COMMUNITY PHOTOS</i>	<i>17</i>
<i>APPARATUS PHOTOS</i>	<i>18</i>
<i>APPARATUS PHOTOS</i>	<i>19</i>
<i>AWARDED GRANTS 2022</i>	<i>20</i>
<i>RETIREMENTS 2022</i>	<i>21</i>
<i>CLOSING</i>	<i>22</i>

CROSSLAKE FIRE DEPARTMENT

CFD

Professionalism, Integrity, Compassion

This annual report serves as a detailed recap of the operations and activities for the Crosslake Fire Department.

593

Calls for Service in 2022

This is a **25%** increase
from 2021

Fire Calls

45% ↑

EMS Calls

13.5% ↑



MESSAGE FROM FIRE CHIEF CHIP LOHMILLER

It is my pleasure to present the 2022 City of Crosslake Fire Department Annual Report to the Honorable Mayor, distinguished members of the City Council and the Citizens of Crosslake.

Our continued mission of the Crosslake Fire Department is to provide the highest level of professional service to the public by protecting lives, property, and the environment.

In 2022, our calls for service (medicals and fire) increased significantly. This increase may be the result of the population and visitor growth over the past few years. The call volume has been exhausting our membership at their workplace and affecting personal and family life. In 2023, the City Council will be looking into alternative fire department models that may better fit the needs and call volume of the Crosslake coverage area.

Over the past year, four members, Dean Olson (24), Joe St. Pierre (22), Randy Maxfield (15), and Nick Spaeth (7), of the Crosslake Fire Department retired. These members were highly active in the Relief Association and were Apparatus Engineers. Fortunately, we were able to recruit four new probationary members in the fall of 2022 to enhance our roster. They will graduate from the Crow Wing County Fire Academy in January 2023.

Two of our members (Chief Lohmiller/Captain Danielson), were deployed to International Falls, MN with the Minnesota All Hazard Incident Management Team to assist with the record setting floods in the Rainy Lake/River Water Shed District. Captain Danielson was also deployed to Florida for an EMAC Response for Hurricane Ian this past fall. He gained valuable knowledge and experience serving as Logistics Chief and Deputy Incident Commander in Desoto County.

We continue to stay on the leading edge of technology. In 2022, we now have all apparatus equipped with iPad's for the use of Active 911. These will display valuable incident information including pre-incident plans and mapping information. The Minnesota State Fire Marshal division also launched the Minnesota Fire Risk Assessment Tool that helps fire departments identify high-risk populations and communities, incident trends, and many valuable statistics which are beneficial to the Fire Service.

The Crosslake Fire Department was selected as one of two Fire Departments in the nation by the International Association of Fire Chiefs to participate in the Wildland Urban Interface Mentorship Program. With this program, the mentorship will help establish a working relationship with the Minnesota State Forestry, help create an inventory of (Ready, Set, Go Resources) for the community, assist with the development of GIS in our County, evacuation planning, and creation of a Wildland Fire Coordinator job description for the Crosslake Fire Department.

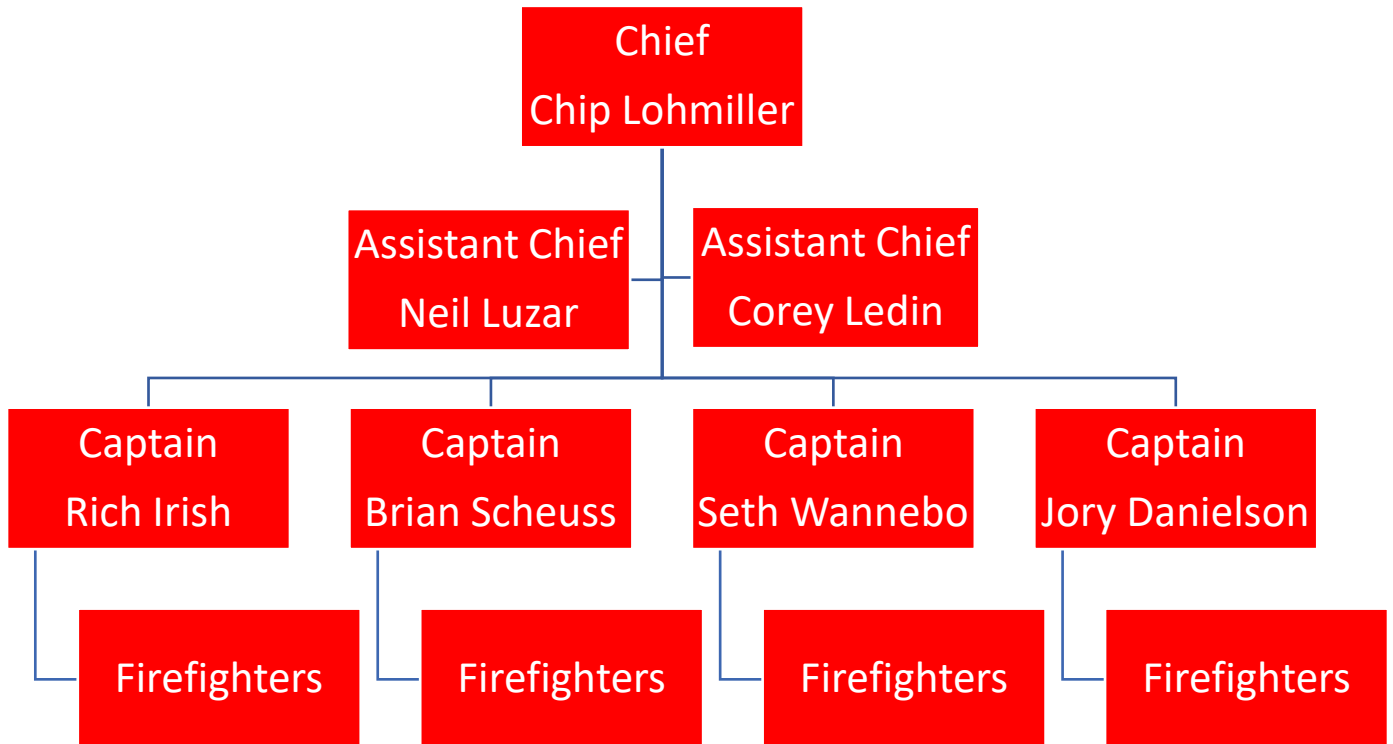
In closing, I would like to thank the members of the Crosslake Fire Department and their families for their dedication and time to the organization and the service to the community. We are fortunate to have a City Council and Administration that supports our mission to deliver the highest quality emergency services possible in our community.

Respectively,

Chip Lohmiller
Fire Chief



CROSSLAKE FIRE DEPARTMENT ORGANIZATIONAL CHART



CROSSLAKE FIRE DEPARTMENT MEMBERSHIP

MEMBERS			YEAR HIRED	POSITION	Years
1	Brian	Scheuss	1992	Captain	30
2	David	Demcho	1992	Paramedic – EMS Calls	30
3	Chip	Lohmiller	1997	Chief/EMR	25
4	Sonya	Kosloski	1997	Firefighter/EMR	25
5	Scott	Johnson	2001	Captain/EMR	21
6	Matt	Gallaway	2002	Firefighter/EMT	19
7	Neil	Luzar	2004	Assistant Chief/EMR	18
8	Paul	Nelson	2004	Firefighter/EMT	17
9	Corey	Ledin	2007	Assistant Chief/EMR	15
10	Seth	Wannebo	2005	Captain/EMR	15
11	Rich	Irish	2009	Captain/EMR	13
12	Evyn	Thompson	2010	Firefighter/EMR	12
13	Rob	Clement	2010	Firefighter/EMR	12
14	Joel	Carlton	2011	Firefighter/EMR	11
15	Joe	Chase	2012	Firefighter/EMR	10
16	Jory	Danielson	2011/2018	Firefighter/EMR	10
17	Doug	Benzer	2015	Firefighter/EMR	7
18	Rob	Birkeland	2016	Firefighter/EMR	6
19	Teresa	Haines	2016	EMT – EMS Calls	6
20	Ryan	Gruba	2016	Firefighter/EMR	6
21	Caitlin	Malin	2018	Firefighter/EMR	4
22	Reed	Nelson	2018	Firefighter/EMR	4
23	Logan	Olson	2019	Firefighter/EMR	3
24	Matt	Digiovanni	2021	Firefighter	1
25	Jayme	Knapp	2022	Firefighter	Prob
26	Doug	Johnson	2022	Firefighter	Prob

Incident Type Summary by District **CROSSLAKE 2022 TOTAL INCIDENTS**

Incident Type	Total Incidents	Total Incidents % of Incidents	Total Property Loss	Total Content Loss	Total Loss
District: (None)					
Incident Type Category: 1 - Fire					
111 - Building fire	3	0.5%	493,700	150,500	644,200
113 - Cooking fire, confined to container	1	0.2%			
131 - Passenger vehicle fire	2	0.3%	62,000	3,000	65,000
138 - Off-road vehicle or heavy equipment fire	1	0.2%	300,000		300,000
141 - Forest, woods or wildland fire	2	0.3%	0		0
142 - Brush or brush-and-grass mixture fire	4	0.7%			
143 - Grass fire	1	0.2%			
151 - Outside rubbish, trash or waste fire	1	0.2%			
	Total: 15	Total: 2.5%	Total: 855,700	Total: 153,500	Total: 1,009,200
Incident Type Category: 3 - Rescue & Emergency Medical Service Incident					
311 - Medical assist, assist EMS crew	407	68.6%			
321 - EMS call, excluding vehicle accident with injury	1	0.2%			
322 - Motor vehicle accident with injuries	5	0.8%			
324 - Motor vehicle accident with no injuries.	1	0.2%			
341 - Search for person on land	2	0.3%			
353 - Removal of victim(s) from stalled elevator	1	0.2%			
361 - Swimming/recreational water areas rescue	1	0.2%			
362 - Ice rescue	1	0.2%			
381 - Rescue or EMS standby	1	0.2%			
	Total: 420	Total: 70.8%	Total: 0	Total: 0	Total: 0
Incident Type Category: 4 - Hazardous Condition (No Fire)					
412 - Gas leak (natural gas or LPG)	11	1.9%			
424 - Carbon monoxide incident	2	0.3%			
444 - Power line down	7	1.2%			
445 - Arcing, shorted electrical equipment	1	0.2%			
	Total: 21	Total: 3.5%	Total: 0	Total: 0	Total: 0
Incident Type Category: 5 - Service Call					
520 - Water problem, other	1	0.2%			
542 - Animal rescue	1	0.2%			
551 - Assist police or other governmental agency	30	5.1%			
553 - Public service	33	5.6%			
561 - Unauthorized burning	1	0.2%			
	Total: 66	Total: 11.1%	Total: 0	Total: 0	Total: 0
Incident Type Category: 6 - Good Intent Call					
611 - Dispatched and cancelled en route	21	3.5%			
631 - Authorized controlled burning	1	0.2%			
651 - Smoke scare, odor of smoke	2	0.3%			
652 - Steam, vapor, fog or dust thought to be smoke	3	0.5%			
661 - EMS call, party transported by non-fire agency	13	2.2%			
	Total: 40	Total: 6.7%	Total: 0	Total: 0	Total: 0
Incident Type Category: 7 - False Alarm & False Call					
735 - Alarm system sounded due to malfunction	8	1.3%			
740 - Unintentional transmission of alarm, other	1	0.2%			
745 - Alarm system activation, no fire - unintentional	11	1.9%			
746 - Carbon monoxide detector activation, no CO	6	1.0%			
	Total: 26	Total: 4.4%	Total: 0	Total: 0	Total: 0

Incident Type Category: 8 - Severe Weather & Natural Disaster					
Incident Type	Total Incidents	Total Incidents % of Incidents	Total Property Loss	Total Content Loss	Total Loss
813 - Wind storm, tornado/hurricane assessment	3	0.5%			
814 - Lightning strike (no fire)	1	0.2%			
815 - Severe weather or natural disaster standby	1	0.2%			
	Total: 5	Total: 0.8%	Total: 0	Total: 0	Total: 0
	Total: 593	Total: 100.0%	Total: 855,700	Total: 153,500	Total: 1,009,200
CFD Total Calls	Total: 593	Total: 100.0%	Total: 855,700	Total: 153,500	Total: 1,009,200

CROSSLAKE FIRE DEPARTMENT CONTRACTED COVERAGE AREAS - CALLS FOR SERVICE

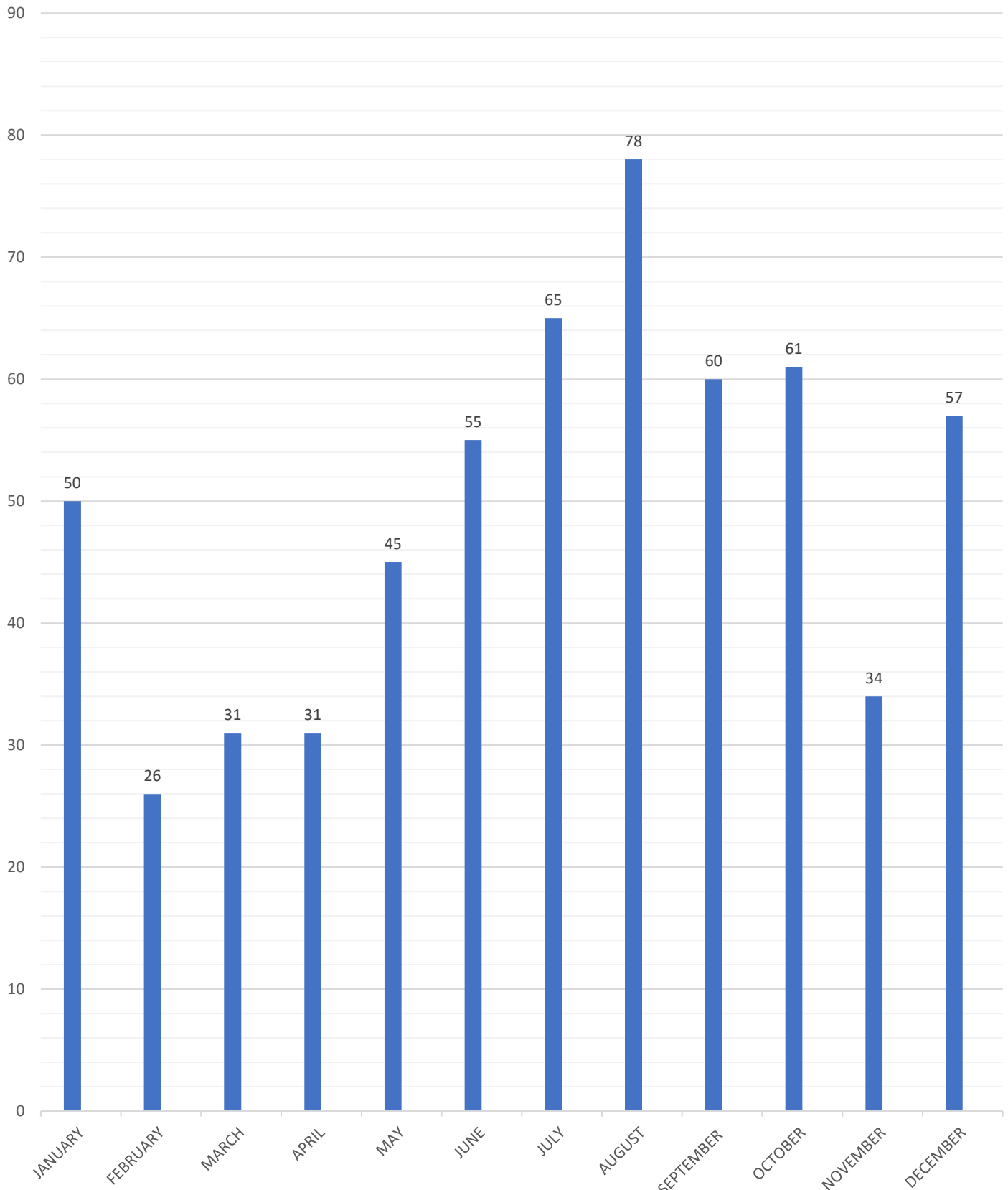
Elite mnfirereport **FAIRFIELD TOWNSHIP** Incident Type Report - By District

Incident Type	Total Incidents	Total Incidents % of Incidents	Total Property Loss	Total Content Loss	Total Loss
Incident Type Category: 3 - Rescue & Emergency Medical Service Incident					
311 - Medical assist, assist EMS crew	12	63.2%			
322 - Motor vehicle accident with injuries	1	5.3%			
	Total: 13	Total: 68.4%	Total: 0	Total: 0	Total: 0
Incident Type Category: 4 - Hazardous Condition (No Fire)					
444 - Power line down	2	10.5%			
	Total: 2	Total: 10.5%	Total: 0	Total: 0	Total: 0
Incident Type Category: 6 - Good Intent Call					
661 - EMS call, party transported by non-fire agency	4	21.1%			
	Total: 4	Total: 21.1%	Total: 0	Total: 0	Total: 0
	Total: 19	Total: 100.0%	Total: 0	Total: 0	Total: 0

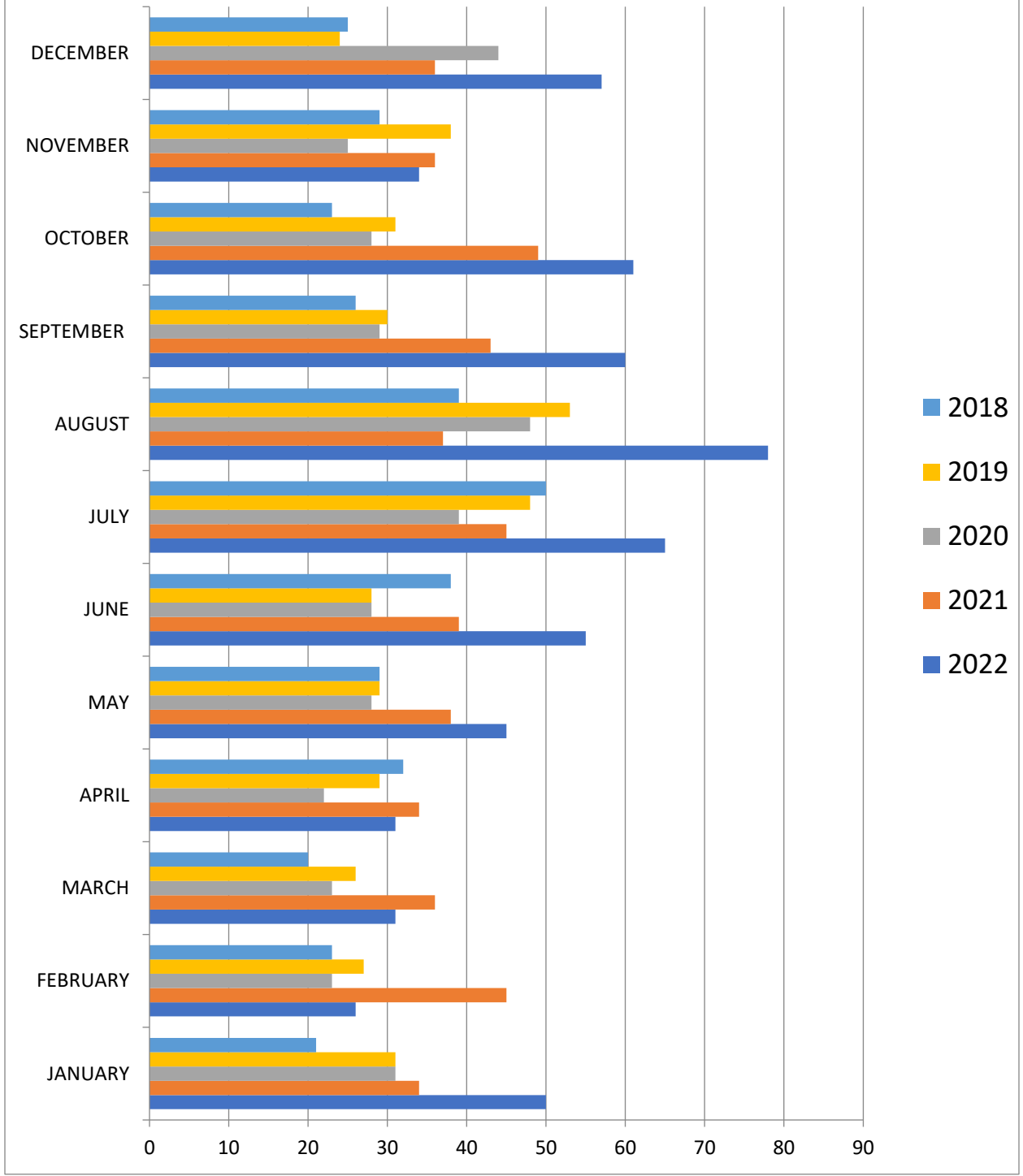
Elite mnfirereport **MANHATTAN BEACH** Incident Type Report - By District

Incident Type	Total Incidents	Total Incidents % of Incidents	Total Property Loss	Total Content Loss	Total Loss
Incident Type Category: 1 - Fire					
141 - Forest, woods or wildland fire	1	10.0%	0		0
	Total: 1	Total: 10.0%	Total: 0	Total: 0	Total: 0
Incident Type Category: 3 - Rescue & Emergency Medical Service Incident					
311 - Medical assist, assist EMS crew	6	60.0%			
	Total: 6	Total: 60.0%	Total: 0	Total: 0	Total: 0
Incident Type Category: 5 - Service Call					
553 - Public service	1	10.0%			
	Total: 1	Total: 10.0%	Total: 0	Total: 0	Total: 0
Incident Type Category: 6 - Good Intent Call					
661 - EMS call, party transported by non-fire agency	2	20.0%			
	Total: 2	Total: 20.0%	Total: 0	Total: 0	Total: 0
	Total: 10	Total: 100.0%	Total: 0	Total: 0	Total: 0

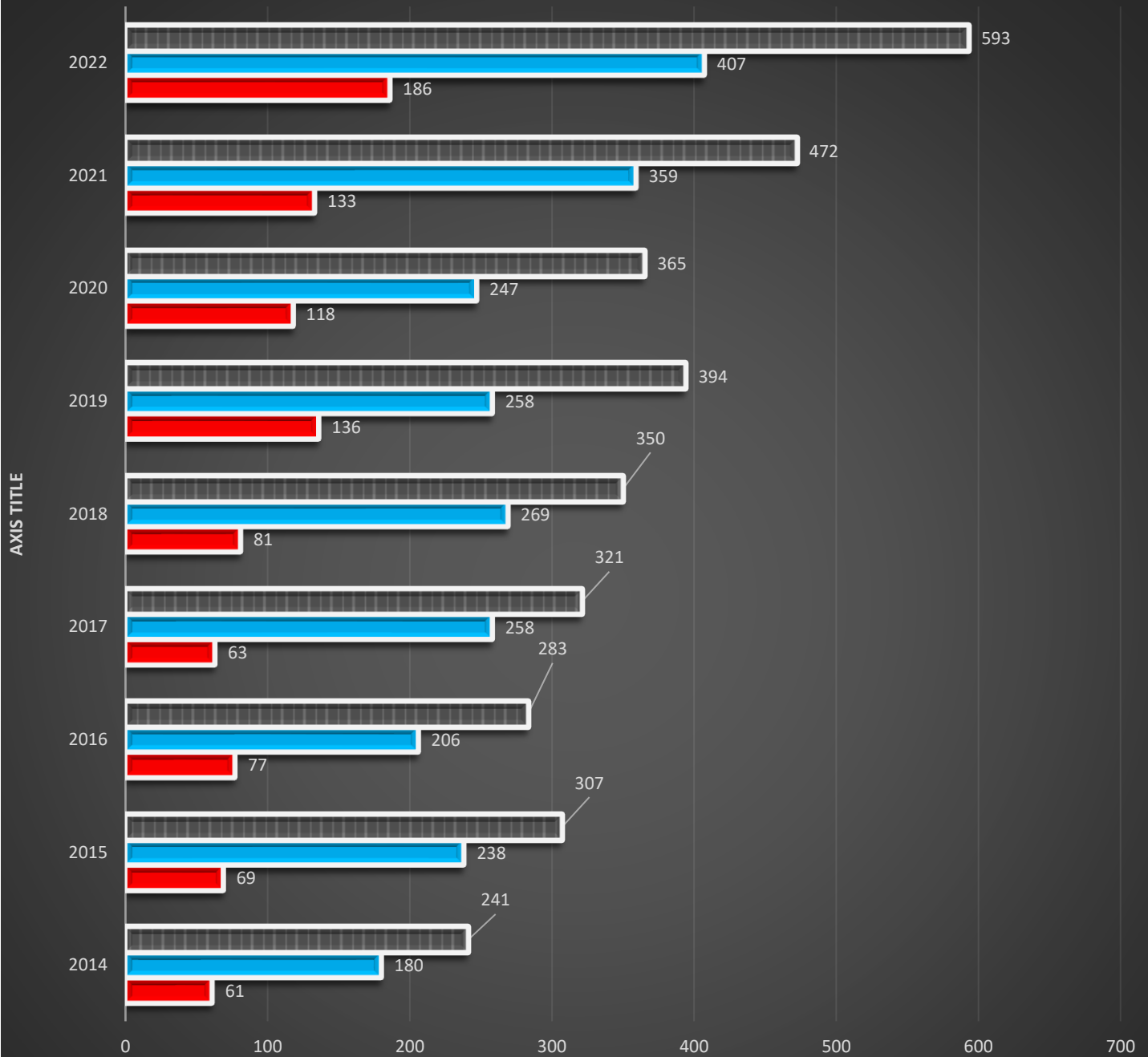
INCIDENTS BY MONTH



INCIDENTS BY MONTH 2018 - 2022



INCIDENTS 2014 - 2022




	2014	2015	2016	2017	2018	2019	2020	2021	2022
INCIDENTS	241	307	283	321	350	394	365	472	593
EMS	180	238	206	258	269	258	247	359	407
FIRE	61	69	77	63	81	136	118	133	186

INCIDENTS
 ■ INCIDENTS ■ EMS ■ FIRE

EMERGENCY MANAGEMENT

The City of Crosslake was hit with two major wind storms, one in late May, and the other in June. There was extensive tree damage and power outages during these storms. Many roads were impassable throughout the city. Firefighter personnel along with Public Works helped open up the roads for Emergency Services.

Crow Wing County was able to apply for Federal and State funding to help with costs that were incurred from the storm clean up.



DEPARTMENT FIRE/EMS TRAINING 2022

JANUARY	FEBRUARY
Radio Communication / Armer MnFIRE – FF Health & Wellness Carbon Monoxide Training Electrical Safety	Hybrid Vehicle Training Emergency Driving Classroom Lock Out Tag Out OSHA
MARCH	APRIL
Wildland Structural Protection/ICS Small Tools/Engines Disaster Preparedness Building Evacuations and Emergencies	EMS Training ICS Command Relay Pumping/Aerial Apparatus
MAY	JUNE
Pumping/Drafting First Due-Scenarios Radio Communications NFPA 1021 How to Read a Building	Big Water Deployment/Blitz Hazmat Decon Fire Control PPE NFPA 1500
JULY	AUGUST
Pumping Scenarios Hoses/Nozzle work Wildland Refresher RT-130	First Due Engine Ops Wildland Refresher S-190 Annual Wildfire Refresher
SEPTEMBER	OCTOBER
EMS Training Ground Ladders/Rescue High Angle Rescue Customer Service for FD Personnel	Wilderness Search & Rescue - Drone Relay Pumping w/Ideal Fire Fire Prevention and Public Education Chiefs Conference
NOVEMBER	DECEMBER
EMS Training Car Fire / Live Burn Simulator Air Monitoring Working in Extreme Temperatures	EMS Training - Narcan Ice Rescue SCBA Refresher Carbon Monoxide

3,285 Membership Hours of Training

AERIAL APPARATUS TRAINING – CAMP RIPLEY



DEPARTMENT TRAINING



Relay Pumping



First Due Operations



Controlled Wildland Burn



Tech Rope Rescue



Pumping Scenarios



Ladder Training


COMMUNITY OUTREACH – Camp Knutson



Camp Red



COMMUNITY OUTREACH – Annual Open House Pig Roast



**677 Community Outreach Hours
Fire Prevention / Public Education**

COMMUNITY ACTIVITIES



2022 Crosslake St. Patrick's Day Parade



2022 Crosslake Christmas for Kids Gift Wrapping

Apparatus



2015 Spartan – Engine 1



2021 E One – Ladder 1



2013 Freightliner – Tender 3



2004 Freightliner – Tender 4



2019 Ford 750 – Rescue 1



2013 Chevy – EMS/Command



2022 GMC 1 Ton – Utility



2013 Polaris UTV – Wildland/Rescue



2003 Ford 450 – Type VI – Grass Rig



2017 Zodiac – Rescue Boat



1997 E One – Reserve Engine 2

2022 AWARDED GRANTS

- In 2022, the Crosslake Fire Department was awarded the Firehouse Subs Public Safety Foundation Grant in the amount of **\$32,670**. The Crosslake Fire Department purchased a set of Battery Powered Holmatro Pentheon Extrication Tools with this grant.



- Sourcewell was offering the Community Match Funding Grant in 2022. The Crosslake Fire Department was awarded **\$10,000** to assist in our Utility Truck project. This project was also funded by the Crosslake Firefighters Relief Association. This Grant helped fund the purchase of a 2022 GMC Crew Cab Truck and the installation of Emergency Lighting for the vehicle. This Utility Truck will serve many purposes such as, transport firefighters to incidents, tow our Zodiac boat and UTV trailers, respond to drone calls, haul equipment to and from incidents, and for firefighters to attend offsite training events.



RETIREMENTS



Dean Olson – Engineer (24 Years)



Joe St. Pierre (22 Years)



Randy Maxfield (15 Years)

The Crosslake Fire Department and the City of Crosslake appreciate the time and commitment these members gave serving the City of Crosslake and the Community.

**THE CROSSLAKE FIRE DEPARTMENT IS COMMITTED
TO SERVING THE CITIZENS AND VISITORS OF OUR
COMMUNITY. WE WANT TO THANK YOU FOR YOUR
CONTINUED SUPPORT.**

WE HOPE YOU HAVE A SAFE 2023!

